BMW X5M(23-24)

REVOZPORT
REVOLUTIONIZING CARBON AERO

Installation Manual

CARBON FIBER Front Grille



Front

Carbon Fiber Front Grille

① After applying primer on the car body, remove the film of the double-sided tape slightly outwar (Or apply Adhesive sealant) . Once fitting is adjusted perfectly completely remove double-sided tape.

All Components

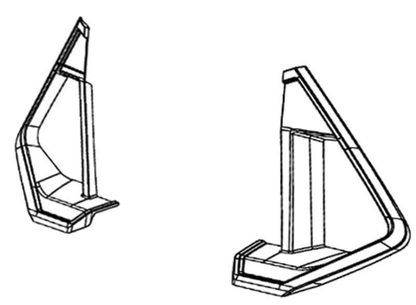

Carbon Fiber Front Grille

x3

x2

Double-Sided tape

3M™ VHB 4910 (10mm)

Install Points
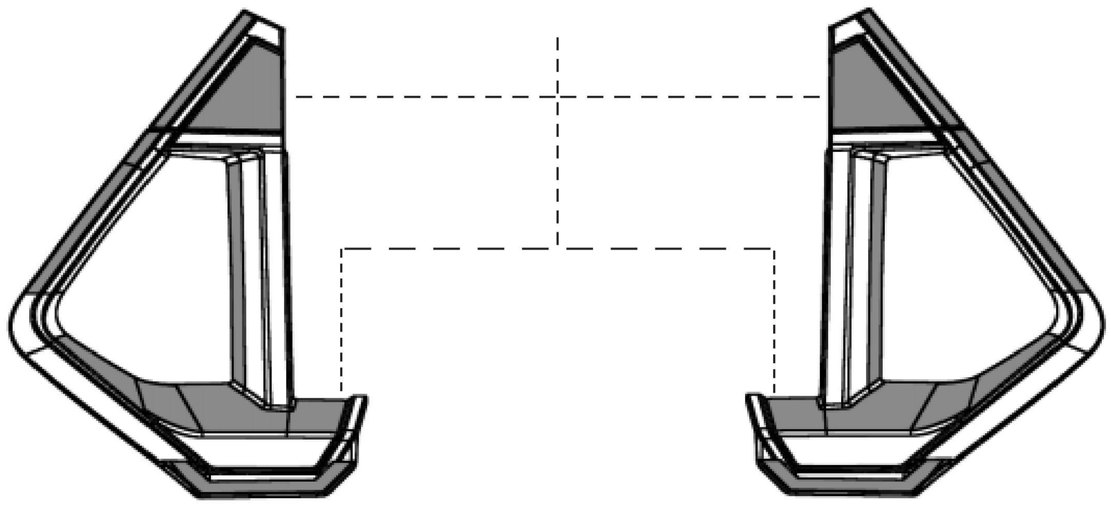
***3M Double-Sided tape installation method** ①Use alcohol/acetone to clean the car body surface where the 3M Double-Sided tape product comes into contact. ②Use the included primer to paint the body (surface primer will scratch the paint). ③Tear off the 3M Double-Sided tape protective film and stick it on the car. ④Install the fixing screws at the bottom.